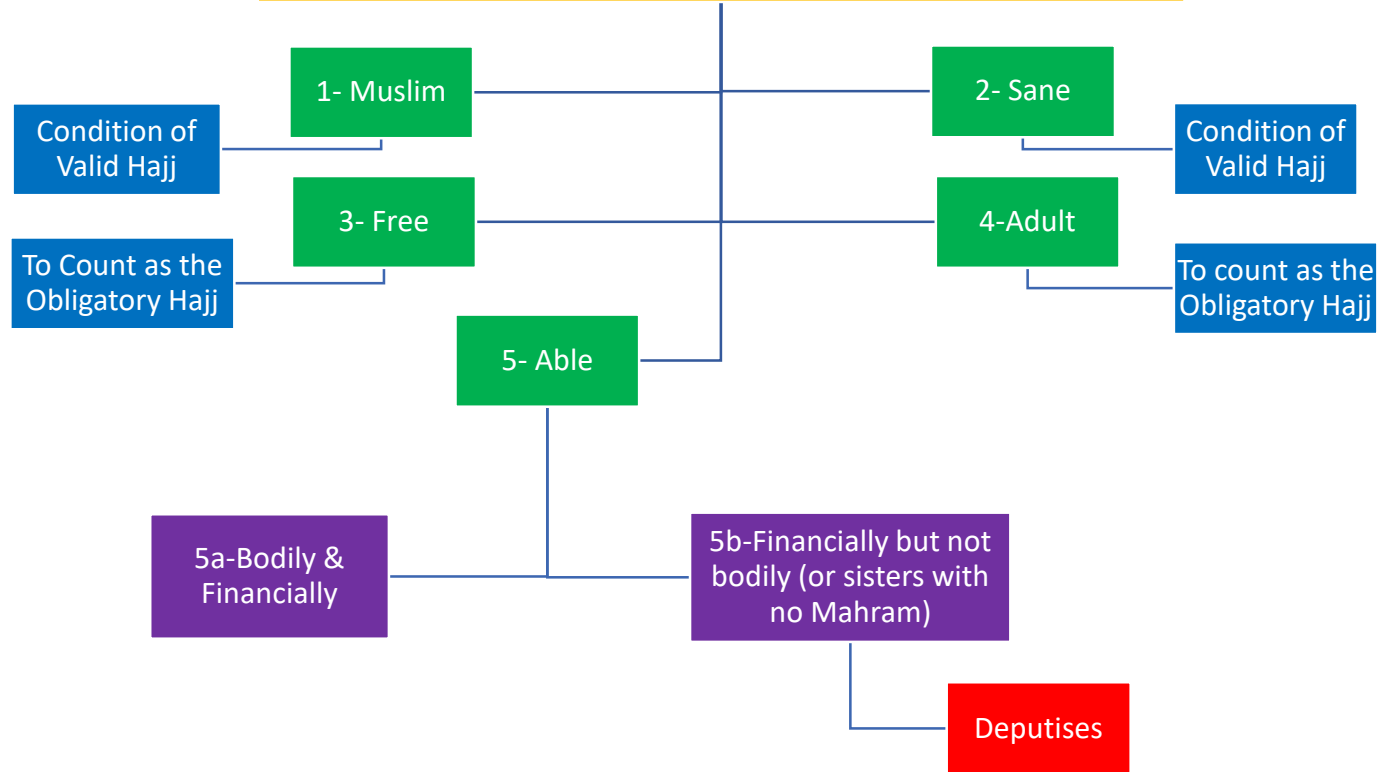


HAJJ

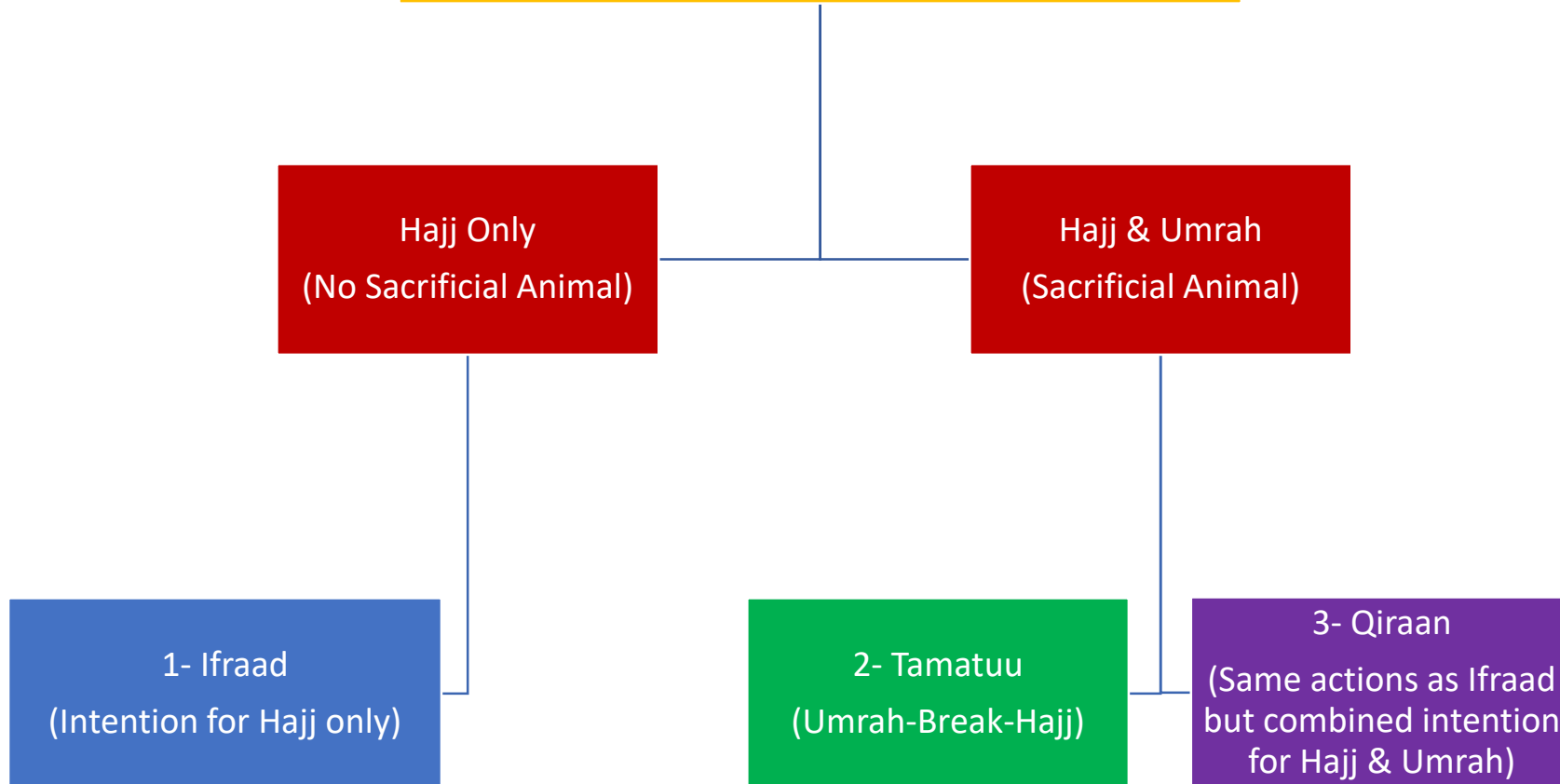
IN MIND MAPS v0



Hajj (Conditions of Obligation)



The 3 Types of Hajj



Months of Hajj
(Relevant for Tamatuu only)

Shawwal

Dhul Qi'dah

First 10 days of Dhul Hijjah

4 Conditions of Tamatuu

```
graph TD; A[4 Conditions of Tamatuu] --- B[1- Umrah in the months of Hajj in the same year]; A --- C[2-To intend the Tamatuu Hajj before the Umrah or during it.]; A --- D[3-Not to be from the Residents of Makkah]; A --- E[4-Not to leave Makkah after the Umrah for the distance of Qasr];
```

1- Umrah in the months of Hajj in the same year

2-To intend the Tamatuu Hajj before the Umrah or during it.

3-Not to be from the Residents of Makkah

4-Not to leave Makkah after the Umrah for the distance of Qasr

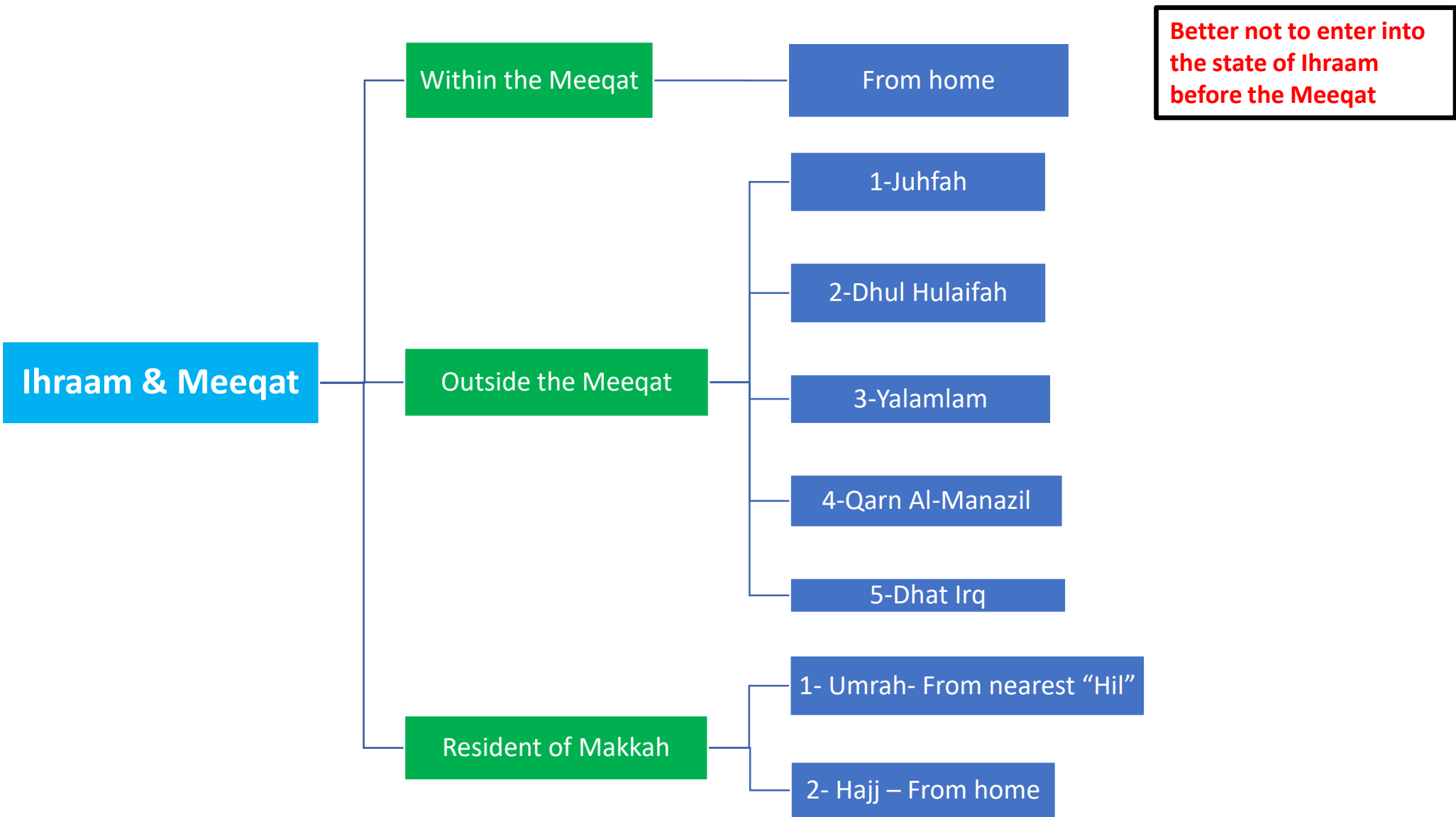
When to make the intention for the Qiraan Hajj

```
graph TD; A[When to make the intention for the Qiraan Hajj] --> B[1- When making Ihram]; A --> C[2- For the one converting from Tamatuu to Qiraan – before starting the Tawaf for the Umrah  
(in particular for sisters starting menses just before making the Umrah)];
```

1- When making Ihram

2- For the one converting from Tamatuu to Qiraan – before starting the Tawaf for the Umrah

(in particular for sisters starting menses just before making the Umrah)



اشتراط "condition"
should only be made if a person genuinely fears they may be unable to complete the pilgrimage e.g. due to illness.

Sunnahs of Ihraam

- 1- To have a bath
- 2- To clip nails and remove pubic and armpit hair
- 3- To perfume ones head and beard.
- 4-For men: To remove clothes before making intention for Ihraam.
- 5- For men: To wear two sheets of white cloth.
- 6- To make intention for Ihraam after a prayer.
- 7-To start the Talbiyah with "Labbaik Umratan / Hajan". The intention is not verbalised.
- 8- For men: To raise the voice with the Talbiyah.

Emphasised Times to Make the Talbiyah

1- After making intention for the Ihraam

2- When descending or ascending whilst travelling.

3-When meeting other groups of pilgrims

4-At the start and end of the day

5-Upon hearing the Talbiyah from others

6-After offering an obligatory prayer

7-Upon seeing the Ka'bah

Sunnahs of Tawaf

```
graph TD; A[Sunnahs of Tawaf] --- B[1- Says Bismillah Allahu Akbar at the start and then Allahu Akbar every time he passes the black stone]; A --- C[2- Time for dua, dhikr and Qur'an]; A --- D[3- Dua from Sunnah between Black Stone and Yemeni corner]; A --- E[4- Touching the Yemeni Corner]; A --- F[5- To pray two units behind Maqam Ibrahim];
```

1- Says Bismillah Allahu Akbar at the start and then Allahu Akbar every time he passes the black stone

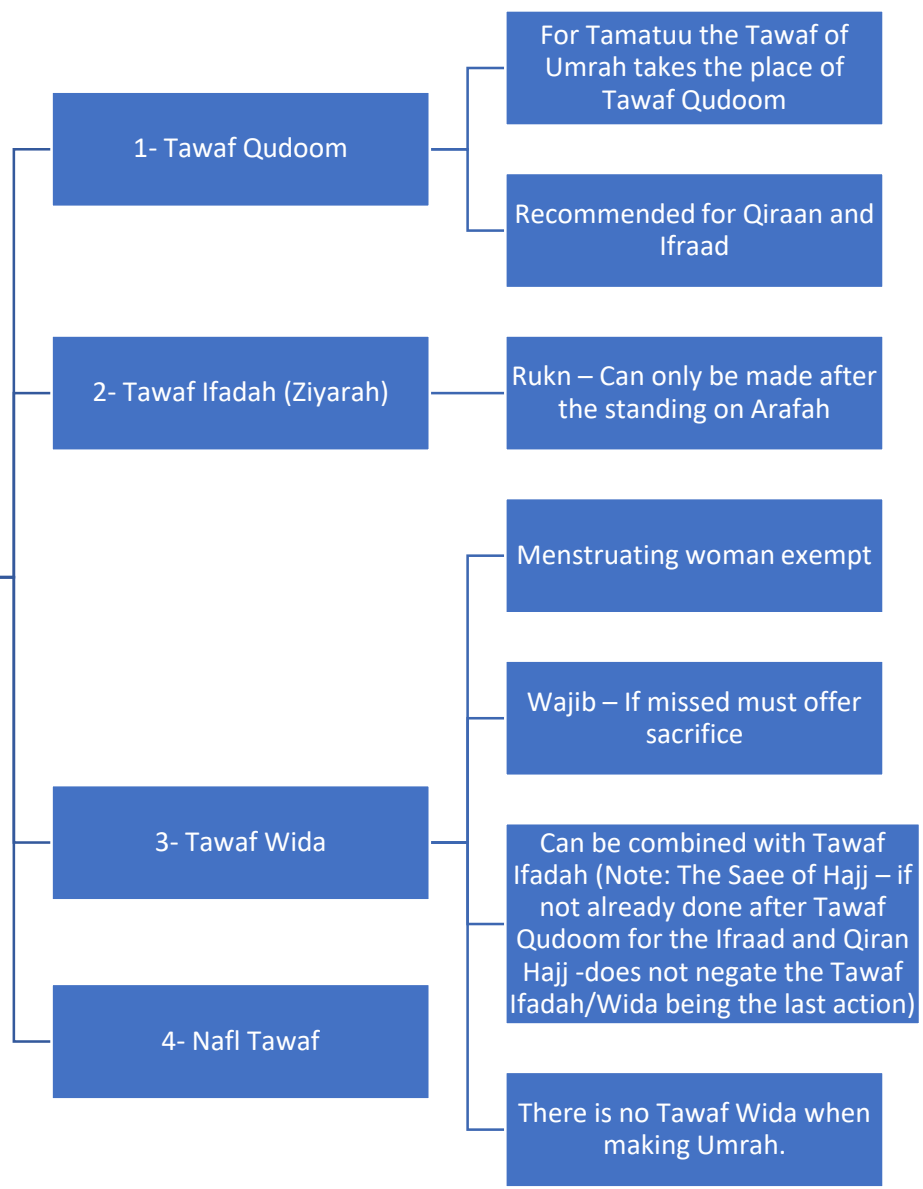
2- Time for dua, dhikr and Qur'an

3- Dua from Sunnah between Black Stone and Yemeni corner

4- Touching the Yemeni Corner

5- To pray two units behind Maqam Ibrahim

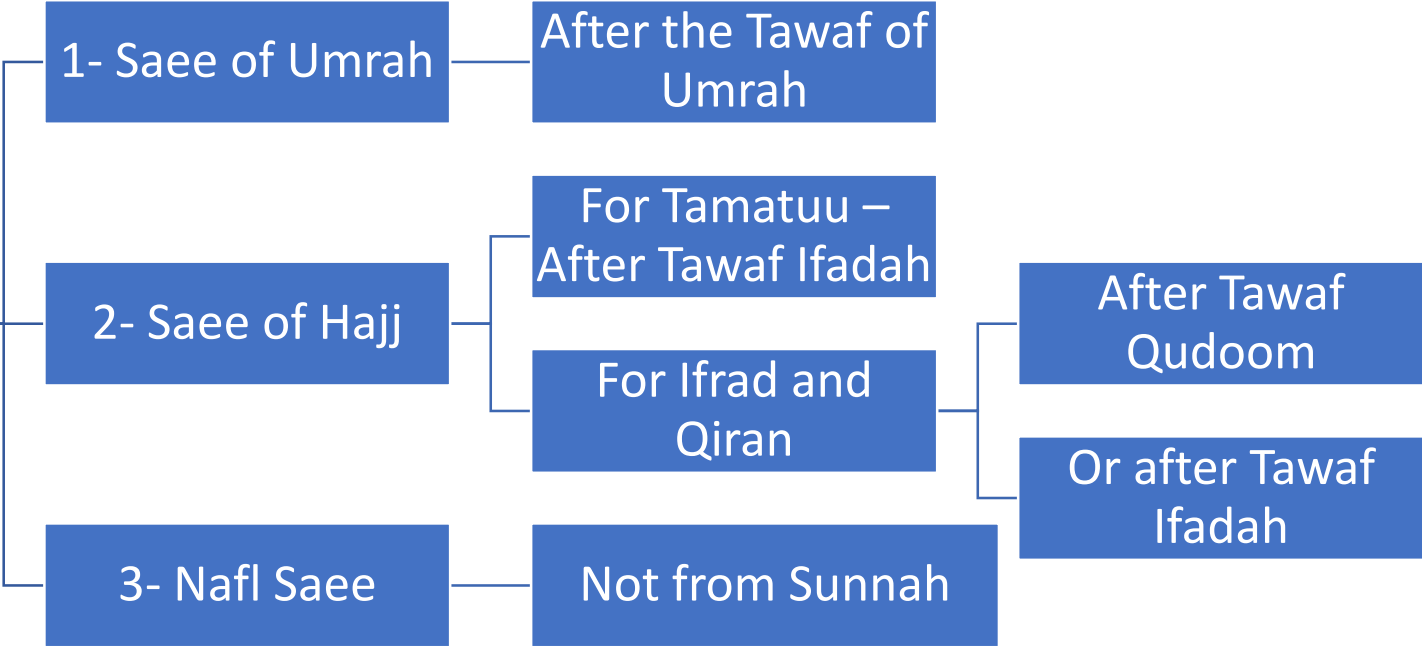
Types of Tawaf



Sunnah: Right shoulder uncovered in all seven circuits

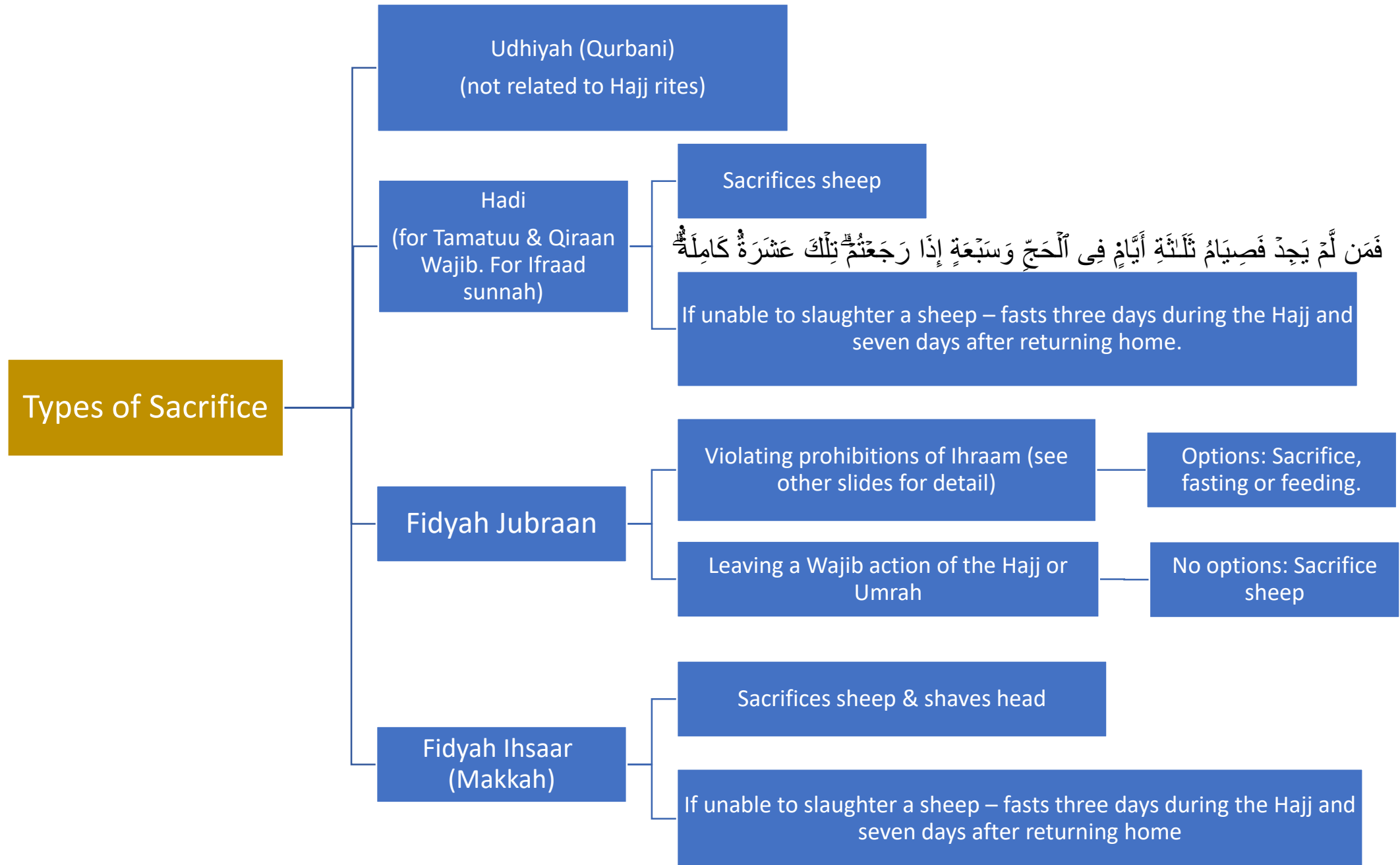
Sunnah: Fast steps in the first three circuits for men.

Types of Sae

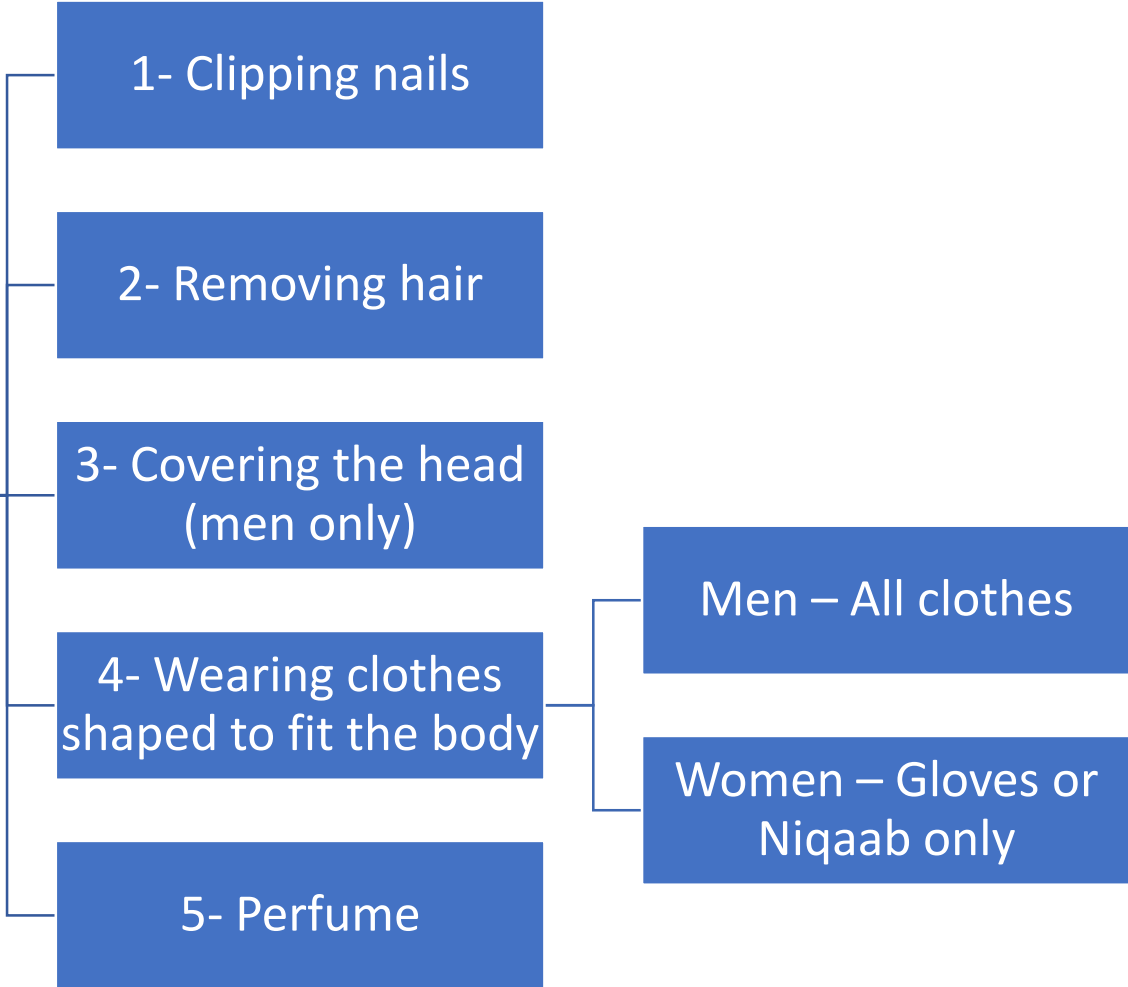


Sae is always performed after a Tawaf

Running between the green markers for men



Ihram Prohibitions & Penalties (1-5 of 9)



Option 1 - Fasting three days

In any place

Option 2 - Feeding six persons

Each of the six is given 1.5kg نصف صاع of rice or wheat etc. to the poor in the Haram

Option 3- Sacrificing a sheep

فَمَنْ كَانَ مِنْكُمْ مَّرِيضًا أَوْ بِهِ أَذًى مِّن رَّأْسِهِ فَفِدْيَةٌ مِّن صِيَامٍ أَوْ صَدَقَةٍ أَوْ نُسُكٍ

Ihram Prohibitions & Penalties (6 of 9)

6- Hunting

1- Hunted animal has an equivalent

Option 1- Sacrifice the equivalent animal

Option 2 – Value the equivalent animal and feed poor to that value

Option 3 - Same as Option 2 except that you fast a number of days equivalent to the number of people you could have fed in place of feeding them.

2- Hunted animal has no equivalent

Option 1 – Value the hunted animal and feed poor to that value.

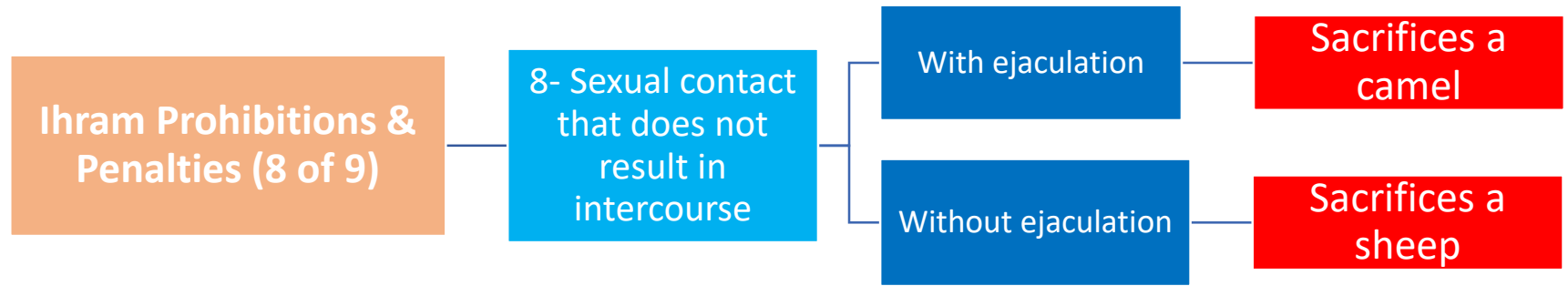
Option 2 - Same as Option 1 except that you fast a number of days equivalent to the number of people you could have fed in place of feeding them.

**Ihram Prohibitions &
Penalties (7 of 9)**

7- Nikah

1- No penalty

2- Sinned and nikah invalid



Ihram Prohibitions & Penalties
(9 of 9)

9- Sexual Intercourse

Before the first Tahalul

1-Invalidates the Hajj

2-Must still complete the invalid Hajj

3- Sacrifices a camel

4-Must make Hajj again the following year

After the first Tahalul

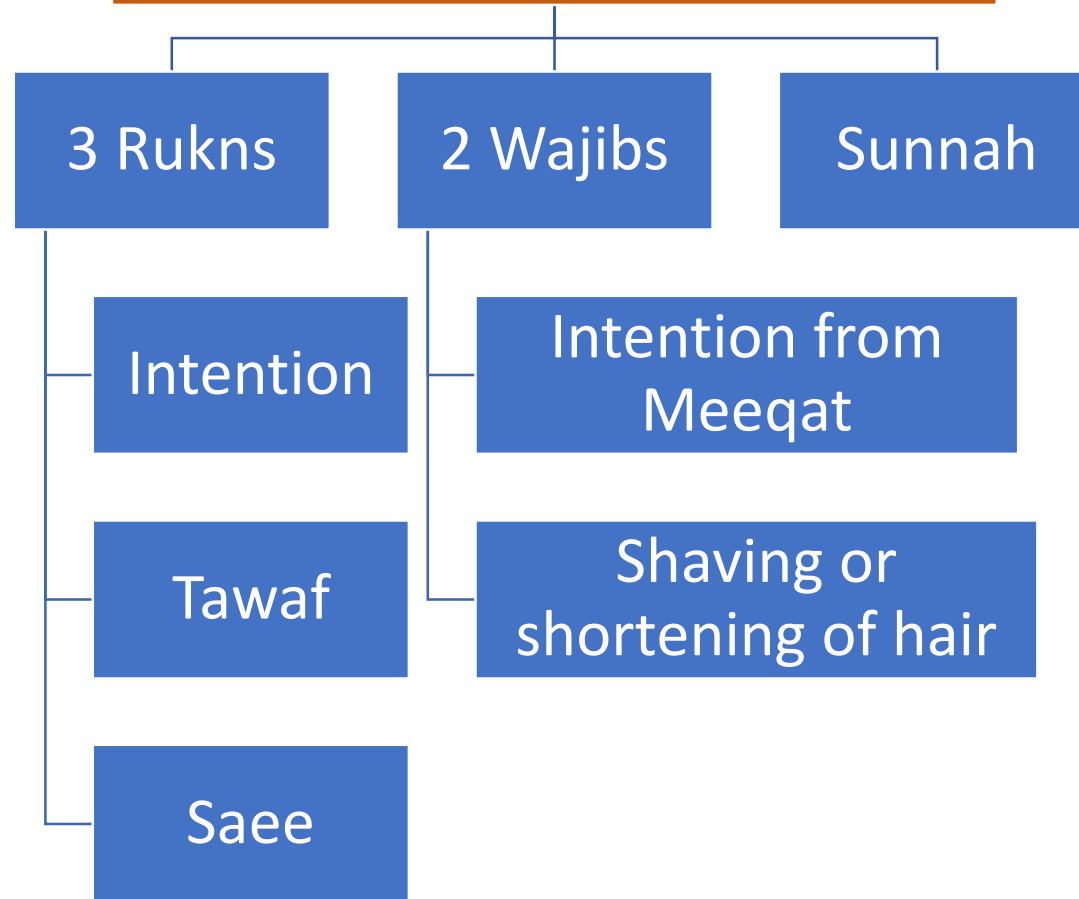
1-Sacrifices a sheep

2- Must enter into Ihram again from the Meeqat to make Tawaf Al-Ifadah

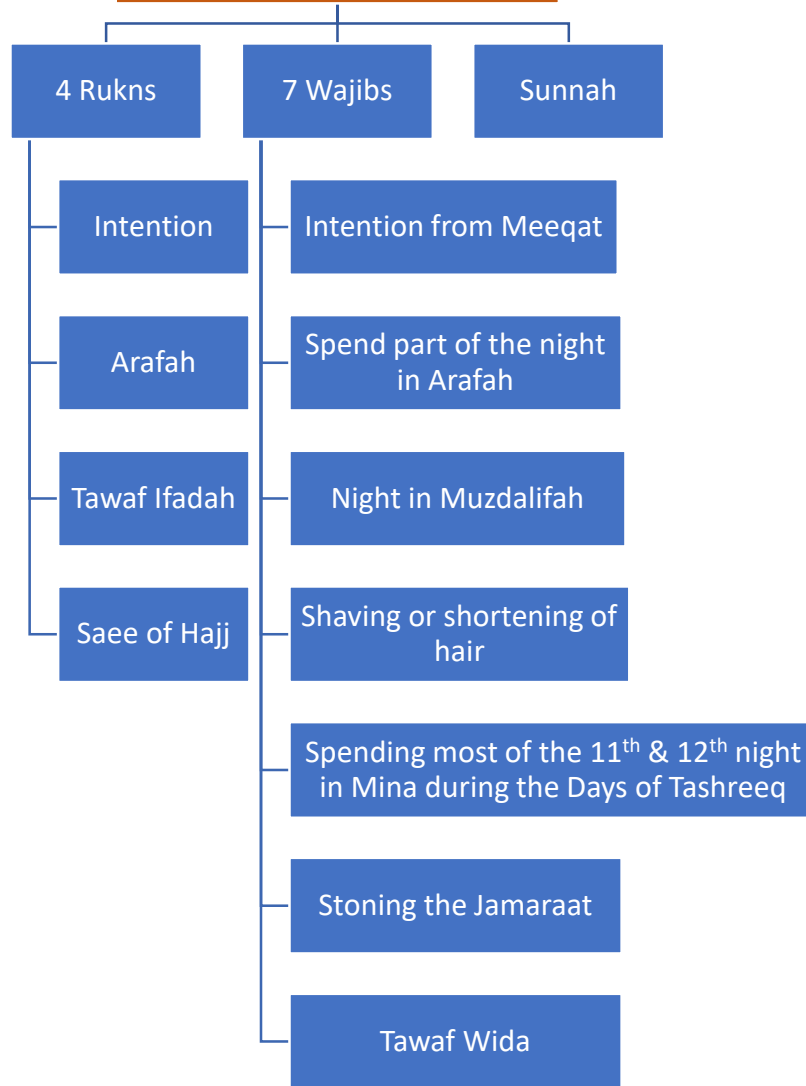
After the second Tahalul

Permissible

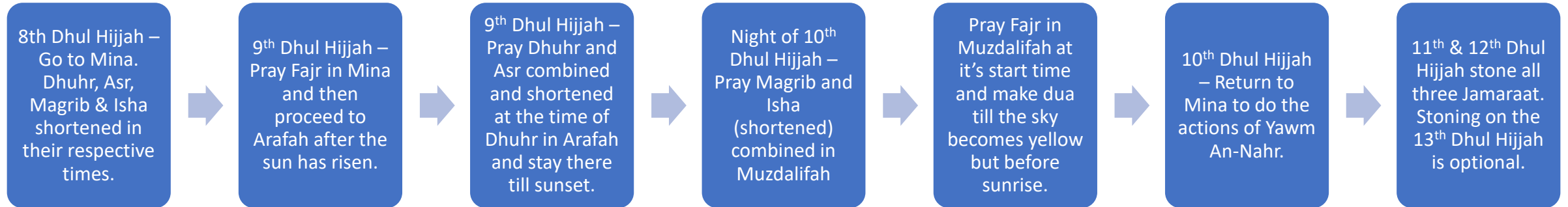
Actions of Umrah



Actions of Hajj



ACTIONS ON THE MAIN DAYS OF HAJJ



Actions on the 10th Day of Dhul Hijjah

**Sunnah order of actions
= 1,4,2 and 3**

1- Stoning the Big Jamaraat only

2- Shaving/shortening hair

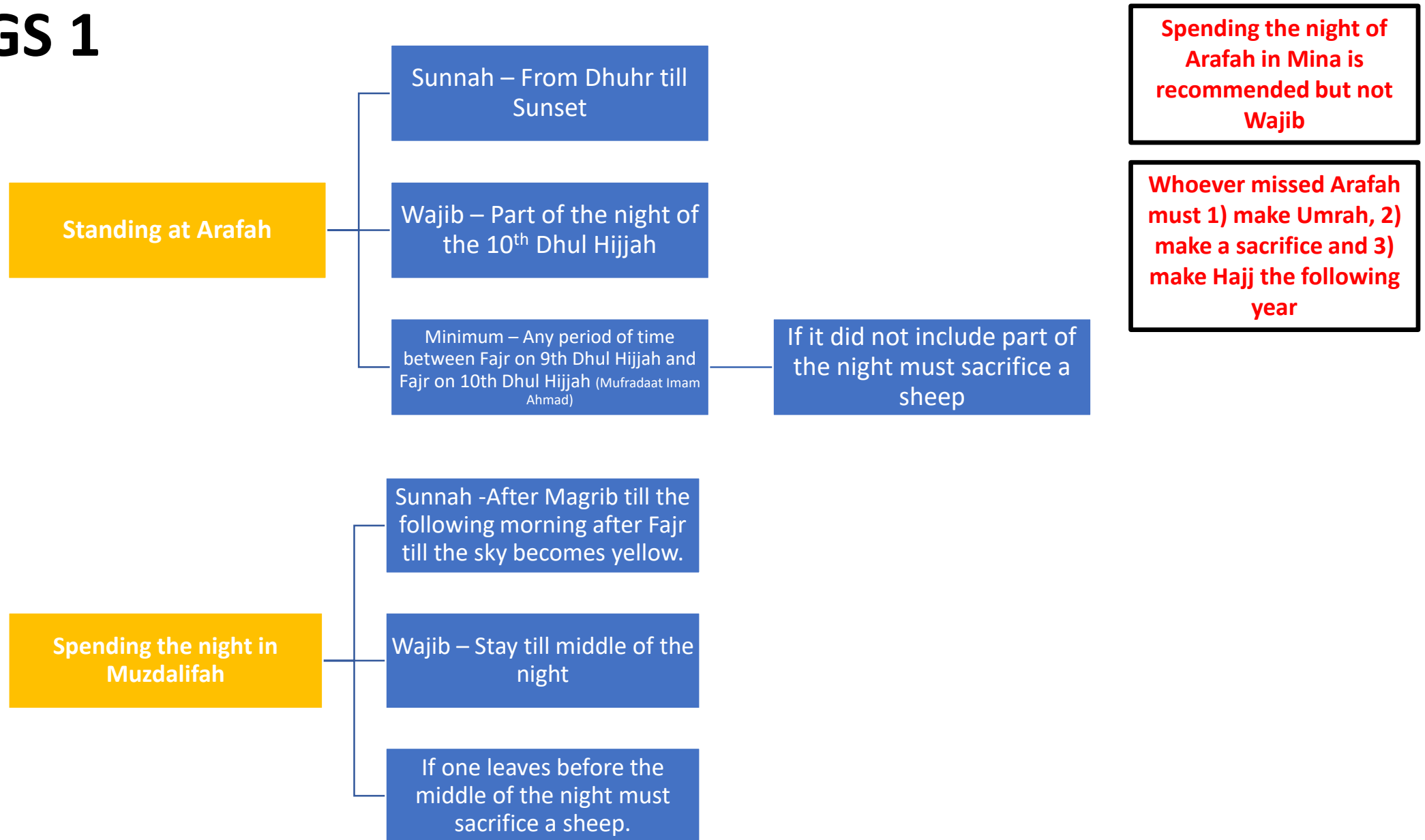
3- Tawaf of Ifadah & Sae'e of the Hajj
(unless the Sae'e was made with the Tawaf Qudoom for Qiraan and Ifraad)

4- Sacrifice for Tamatuu & Qiraan Hajj
(Not related to the Tahalul)

First Tahalul – 2 out of 3 = All prohibitions of Ihram lifted with the exception of (a) sexual intercourse (b) that which leads to sexual intercourse and c) contracting a Nikah.

Second Tahalul – 3 out of 3 = All Ihram prohibitions lifted.

TIMINGS 1



TIMINGS 2

Stoning the big Jamaraat on the 10th Dhul Hijjah

Starts from the middle of the night of the 10th Dhul Hijjah

Until Magrib of the 10th Dhul Hijjah

Stoning of all three Jamaraat on the Days of Tashreeq (11th, 12th and 13th Dhul Hijjah)

Starts after Dhuhr

Until Magrib

Must leave Mina before Magrib on the 12th Day of Dhul Hijjah otherwise must stay to stone on the 13th Dhul Hijjah

Tawaf Ifadah

Starts from the middle of the night of 10th Dhul Hijjah

Sunnah on the day of 10th Dhul Hijjah

Allowed to delay it indefinitely but the 2nd Tahalul is not achieved until it has been done (some say should be done by the 13th at the latest)

NAME OF DAYS

